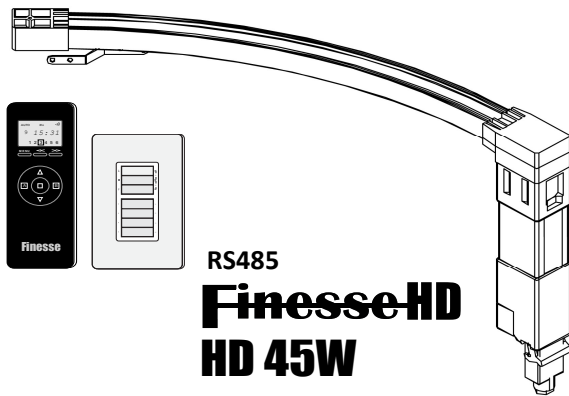


MOTORIZED DRAPERY SYSTEMS

Heavy Duty Motorized Drapery System

Spans over 50' wide and pulls up to 280lbs of fabric - this system has a proven reputation for its reliability and its virtually maintenance-free operation.

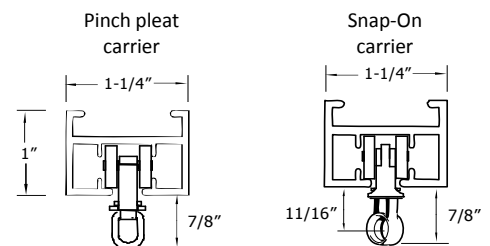
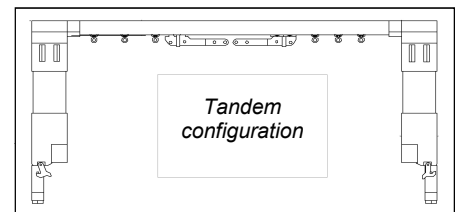


Features:

- Strong & quiet motors available in single & tandem configurations.
- Built-in thermal overload protection for automatic switch off to prevent overheating.
- Built-in limit switches ensure automatic switch-off upon completion of each running cycle.
- System available with pinch pleat or Snap-On carriers.
- 6-channel RF remote control & 4-channel RF wireless wall switch work with every Finesse drape & shade system.
- Full line of control options available, including wireless controls and integration with Hotel / Home Automation systems.
- Standard track colour is powder coated white, track can be custom painted.

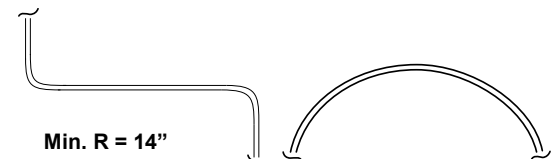
Specifications:

	Finesse HD	HD45W-Tandem
- Rated Power:	24VDC/1.5A	110VAC / 2 x 0.9A
- Rated torque:	2.0Nm	2 x 1.2Nm
- Max Pulling Capacity	160lbs	280lbs
- Track profile: 1" x 1-1/4" aluminum extrusion 6063 T5		
- Transmission: 12mm polyurethane thermoplastic timing belt reinforced w/steel cords		
- Maximum system width unspliced: 229"		
- Maximum load capacity: 3lbs per carrier / total capacity depends on track width (please refer to capacity tables)		
- Bracket spacing: 20" standard (16" at stack recommended)		



Bending / Curving:

Motors can be used in one or more 90 degree curves and continuous curves. Tracks can be curved to precise specifications, including single, multiple and reverse curves. Template required for bending - please call customer service for instructions. Minimum radius for curve: 14"



Please contact customer service for quotation

For applications requiring tighter bending radius please refer to SlimLine Motorized Drapery system.
For low voltage applications please refer to Finesse Motorized Drapery system.