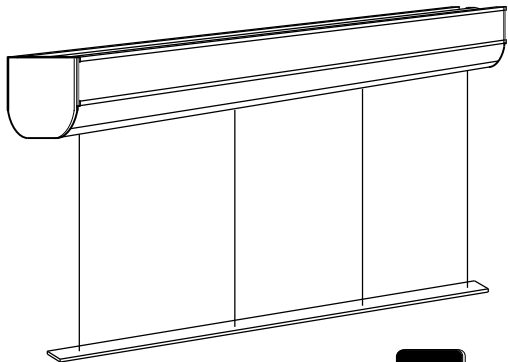


MOTORIZED ROMAN SHADE SYSTEMS

Motorized Designer Roman Shade System

Slim cassette design cord lifting system driven by remotely controlled quiet low voltage motor suitable for all styles of Roman, Austrian, Balloon, Hobbled, Flat and Studio shades.

Designer Roman Shade



12V

Battery Wand
or
Plug-in power adaptor



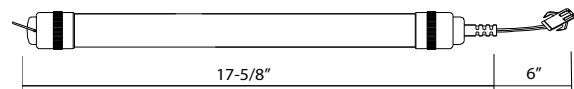
Features:

- Fully enclosed slim cassette design for easy installation and a clean aesthetic.
- Quiet electronic low voltage drive can be powered by external 12V battery wand.
- Electronic built-in limit switches allow for easy remote adjustment of automatic stopping at top and bottom.
- A programmable preset (mid-way stop) is available for user convenience.
- Available for plug-in and hardwiring.
- Convenient operation of single or multiple windows or for those hard to reach windows.
- 6-channel RF remote control with timer and 4-channel wireless wall switch work with every Finesse drape & shade system.
- Can be integrated with any Automation system.

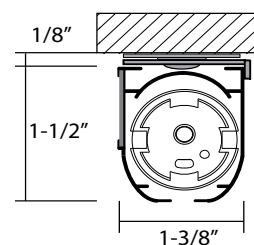
Specifications:

- Rated Power: 12VDC / 900mA
- Rated torque: 0.8Nm / Rotary speed: 26rpm
- Operating temperature: 5°C - 50°C
- Operating humidity: 10% - 80%
- Minimum system width: 15"
- Maximum system width: 60"
- Maximum system height: 137"
- Headrail Profile: 1-3/8" x 1-1/2" aluminum extrusion, powder coated white with Velcro hook on the front for fabric attachment
- Adjustable cord take up pulleys with polyester non-stretch lifting cords are spaced up to a maximum of 12"
- Maximum load capacity: 3lbs per pulley (up to a maximum of 9lbs per system)

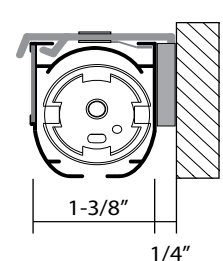
12V battery wand



Ceiling mount bracket



Wall mount bracket



Please contact customer service for quotation

For system width under 15" please refer to Standard Motorized Roman Shade system.
For higher capacity please refer to DECORA Motorized Roman Shade system and Heavy Duty Motorized Roman Shade system.